






Percentile	Score	Institution	Type	Strategic and quality management	Staff management	Student administration	Publicity	Premises and facilities	Learning resources	Academic staff profile	Academic management	Course design	Learner management	Teaching	Care of students	Accommodation	Leisure opportunities	Care of under 18s
PERFECT SCORES	10.00	ELC Bristol	PLS:A															
	10.00	English Language Centre, Brighton	PLS:A															
	10.00	London School of English	PLS:A															
	10.00	LSI Portsmouth	PLS:A															
	10.00	Summer Boarding Courses, Shipley	PLS:Y															
	10.00	Wimbledon School of English	PLS:A															
TOP 2%	9.47	Bell International Cambridge	PLS:A															
	9.47	Bell Young Learners	PLS:A															
	9.47	Broadstairs English Centre	PLS:Y															
	9.47	Discovery Summer, London	PLS:Y															
	9.47	English in Chester	PLS:A															
	9.47	IH London	PLS:A															
	9.44	University of Manchester	Uni															
TOP 5%	8.95	Bishopstrow College, Warminster	BS															
	8.95	East Sussex College, Lewes and Eastbourne	FE															
	8.95	English Language Centre, Eastbourne	PLS:A															
	8.95	ISCA School of English, Exeter	PLS:Y															
	8.95	Millfield English Language Holiday Courses	BS															
	8.95	St. Edmund's College, Ware	BS															
	8.89	Edge Hill University, Ormskirk	Uni															
	8.89	Marcus Evans Linguarama London	Biz															
	8.89	University of Sheffield	Uni															
TOP 8%	8.42	BEET Language Centre	PLS:A															
	8.42	EC Bristol	PLS:A															
	8.42	EF International Oxford	PLS:A															
	8.42	Heathfield Summer School, Ascot	BS															
	8.42	IH Bristol	PLS:A															
	8.42	IH Newcastle	PLS:A															
	8.42	IH Torquay	PLS:A															




<b>KEY</b>	<b>Centre Types:</b>	<b>Biz</b>	<b>Business and professional training centre</b>
	area of strength	<b>BS</b>	<b>Boarding School</b>
	needs improvement	<b>FE</b>	<b>Further Education College</b>
	not applicable	<b>HT</b>	<b>Home Tuition</b>
		<b>PLS:A</b>	<b>Private Language School primarily accepting adults 16+</b>
		<b>PLS:Y</b>	<b>Private Language School primarily catering for young learners under 16</b>
		<b>SS</b>	<b>Summer School</b>
		<b>TT</b>	<b>Teacher Training Specialist</b>
		<b>Uni</b>	<b>University Language Centre</b>

The information in this table is based on the Summary Statements for each centre as of 1 September 2021.  
 The Summary Statement can be found on page 1 of the full report for every accredited centre.  
 These can be found at [britishcouncil.org/education/accreditation/centres](http://britishcouncil.org/education/accreditation/centres).

# UK RANKINGS 2021-22

Percentile	Score	Institution	Type	Strategic and quality management	Staff management	Student administration	Publicity	Premises and facilities	Learning resources	Academic staff profile	Academic management	Course design	Learner management	Teaching	Care of students	Accommodation	Leisure opportunities	Care of under 18s
TOP 8% (contd)	8.42	Kaplan International Manchester	PLS:A															
	8.42	Kings College London	Uni															
	8.42	Loxdale English Centre	PLS:Y															
	8.42	NILE Norwich	TT															
	8.42	St. Giles International, Brighton	PLS:A															
	8.42	St. Giles International, Highgate	PLS:Y															
	8.42	St. Giles International, London	PLS:A															
	8.33	University of Brighton	Uni															
	8.33	University of Leicester	Uni															
TOP 12%	7.89	BOSS	BS															
	7.89	Concord College, Shrewsbury	BS															
	7.89	EC Brighton	PLS:A															
	7.89	EC Cambridge	PLS:A															
	7.89	EC Manchester	PLS:A															
	7.89	EF International Brighton	PLS:A															
	7.89	Eurocentres Bournemouth	PLS:A															
	7.89	Eurocentres Brighton	PLS:A															
	7.89	Exsportise	PLS:Y															
	7.89	Activate Learning Guildford	FE															
	7.89	Harrow Short Courses	BS															
	7.89	Kaplan International Bath	PLS:A															
	7.89	Kaplan International Liverpool	PLS:A															
	7.89	Kings London	PLS:A															
	7.89	Perth College	FE															
	7.89	University of Salford	Uni															
7.78	University of Dundee	Uni																
TOP 18%	7.37	Aberystwyth University	Uni															
	7.37	Accent International Language Consultancy	PLS:A															
	7.37	Bede's Summer School, Hailsham	BS															
	7.37	Belfast Metropolitan College	FE															
	7.37	Brunei University, London	Uni															
	7.37	Cambridge Academy of English	PLS:A															
	7.37	Chichester College	FE															
	7.37	EC London	PLS:A															
	7.37	ECS Winchcombe	PLS:Y															
	7.37	EF International Bournemouth	PLS:A															
	7.37	EF International Brighton	PLS:A															
	7.37	EF International Eastbourne	PLS:A															
	7.37	EF International Manchester	PLS:A															
	7.37	Eurocentres Cambridge	PLS:A															
	7.37	Hilderstone College, Broadstairs	FE															

Percentile	Score	Institution	Type	Strategic and quality management	Staff management	Student administration	Publicity	Premises and facilities	Learning resources	Academic staff profile	Academic management	Course design	Learner management	Teaching	Care of students	Accommodation	Leisure opportunities	Care of under 18s
TOP 18% (contd)	7.37	INTO Queens Univ, Belfast	pathway															
	7.37	Kaplan International Bournemouth	PLS:A															
	7.37	Kaplan International Cambridge	PLS:A															
	7.37	Kaplan International Oxford	PLS:A															
	7.37	Kaplan International Torquay	PLS:A															
	7.37	Kings Brighton	PLS:A															
	7.37	Kings Oxford	PLS:A															
	7.37	Kings Summer Camps	BS															
	7.37	Manor Courses, Brighton	PLS:Y															
	7.37	New College Durham	FE															
	7.37	Nottingham College	FE															
	7.37	Sherborne International	BS															
	7.37	Sidmouth International School	PLS:Y															
	7.37	St. Clare's, Oxford	BS															
	7.37	Stonyhurst Summer Language School	BS															
	7.37	Studio Cambridge	PLS:A															
7.37	Wimbledon School of English Jnr Summer	PLS:Y																
TOP 20%	7.22	ECS Edinburgh	PLS:A															
	7.22	Manchester Metropolitan University	Uni															
	7.22	Nottingham Trent	Uni															
	7.22	Sheffield Hallam University	Uni															
	7.22	Teeside University	Uni															
	7.22	University of Chichester	Uni															
TOP 25%	6.84	Bucksmore Education	PLS:Y															
	6.84	Cardiff and Vale College	FE															
	6.84	Christian English Language Centre	FE															
	6.84	Churchill House School of English	PLS:Y															
	6.84	Churchill House Summer Centres	PLS:Y															
	6.84	EF International Cambridge	PLS:A															

<b>KEY</b>	<b>Centre Types:</b>	<b>Biz</b>	<b>Business and professional training centre</b>
	area of strength	<b>BS</b>	<b>Boarding School</b>
	needs improvement	<b>FE</b>	<b>Further Education College</b>
	not applicable	<b>HT</b>	<b>Home Tuition</b>
		<b>PLS:A</b>	<b>Private Language School primarily accepting adults 16+</b>
		<b>PLS:Y</b>	<b>Private Language School primarily catering for young learners under 16</b>
		<b>SS</b>	<b>Summer School</b>
		<b>TT</b>	<b>Teacher Training Specialist</b>
		<b>Uni</b>	<b>University Language Centre</b>

The information in this table is based on the Summary Statements for each centre as of 1 September 2021.  
 The Summary Statement can be found on page 1 of the full report for every accredited centre.  
 These can be found at [britishcouncil.org/education/accreditation/centres](http://britishcouncil.org/education/accreditation/centres).